














Women's Economic Security

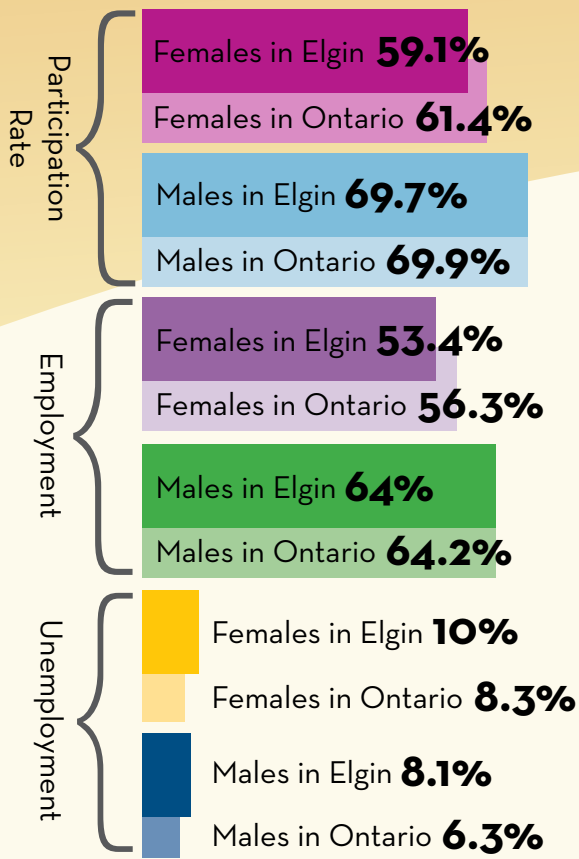
ELGIN ST. THOMAS COMMUNITY REPORT CARD 2014

This Elgin St. Thomas Community Report Card documents the current state of economic well-being for women using indicators that measure economic participation and the resources required for a standard of living that promotes social inclusion. The goal of the report card is to profile economic well-being for women and to highlight efforts underway to promote prosperous communities.

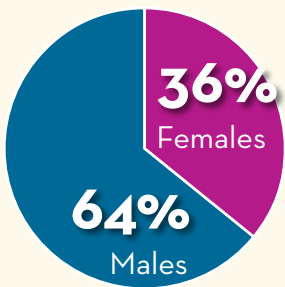
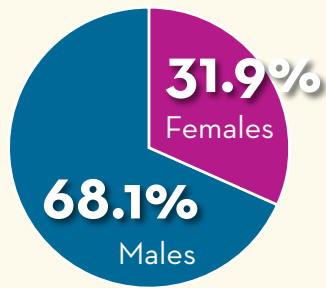
Topic	Ontario Comparison
Wage Equity	
Unemployment	
Self Employment	
Social Supports	
Education	
Health - Family Doctors	
Dependent Care	
Gender Equality in Politics	

-  Difference Less Than 10%
-  Difference More Than 10%
-  Better Than Ontario
-  Worse Than Ontario
-  Equal to Ontario

Employment



Five of the **top industries** in Elgin County (Agriculture, Construction, Manufacturing, Retail, Transportation), represent 46.4% of industry locally



Four of the **top occupations** in Elgin County (Management, Sales, Trades, Manufacturing), represent 59% of occupations locally

Over 90

women are members of the Elgin Business Women's Network in 2013

9% of women in the County are self employed

14% of men in the County are self employed

53% of the Elgin Business Resource Centre enrolled clients at the Ontario Self Employment Benefit are women (18/34)

Wage Equity

31% of men make under \$20,000 (including no income)



31.5% of men make above \$50,000

48% of women make under \$20,000 (including no income)



4% more than Ontario

8% less than Ontario

15% of women make above \$50,000

Social Supports

\$688/month

is what a single person on Ontario Works receives on average after tax

\$1167/month

is what a single person on Ontario Disability Support Program receives on average after tax

Education

23% of men with an education above high school are not in the workforce




28% of women with an education above high school are not in the workforce



1% more than Ontario

Health



Life Expectancy

78

General Practitioners per 100,000 people in Elgin County

95

General Practitioners per 100,000 people in Ontario



On average physicians in Elgin would have to take on 230 more patients than doctors in Ontario to meet the needs of the community.

Dependent Care

Elgin County has had a **295%** increase in licensed childcare since 2005 for Children under the age of 12.

people under 20 years + people over 65 years

people aged 20 + 65

= 67%

Ontario = 58%

Women in Politics

Elected Municipal Officials 6 of 49 are women, which is 12% of the municipal representation.

Ontario representation is 24%



Housing

Agency	Available Spaces	Unique Clients Served in 2013
YWCA	24	65
2nd Stage Housing	12	24 42 children
Violence Against Women Services Elgin County	21	300+
Fresh Start Maternity Supports	7 (women & children)	23 (women & children)

St. Thomas Housing Corporation

Available Spaces, not gender specific	Waiting List Size	Spaces becoming available in 2013	Single Women Served
530	272	92	72 31 with children

Food Security

703 people, 34% children

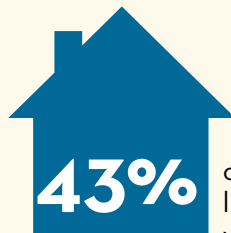
accessed the Caring Cupboard Food Bank in St. Thomas in March 2013



Monthly cost of food for a single adult

Percentage of female median income required for nutritious food

11.5%



of the population lives in St. Thomas where there is Public Transit.

103

In 2010 there were 103 incidents of charged domestic violence in St. Thomas.

There were 31 instances of domestic disturbance in Aylmer.

Poverty

In the Bridges out of Poverty program there have been 12 Getting Ahead graduates (11 women)

350

community members have attended the full day training workshop since 2010

\$14,100

The regional poverty level for Elgin, 32% of the female population makes under \$15,000

\$15,250

The provincial poverty level for Ontario, 30% of the female population makes under \$15,000

Elgin Middlesex Oxford Workforce Planning and Development Board lists increase participation of under-represented population, including Females, as a top priority.

Reports are being released that include gendered statistics.

Women's Economic Security

ELGIN ST. THOMAS COMMUNITY REPORT CARD 2014

Pathways to Prosperity is a local community initiative that brings together stakeholders for community planning with a mission to promote economic well-being for women in Elgin St. Thomas through advocacy, awareness and coordination.

Priority Areas for Community Planning include:



Increase advocacy through research and education to identify gender equity issues



Increase awareness of available supports to economic well-being



Empowering women



Champion living wages



Education, employment & entrepreneurship



Provide women with the childcare they need


Women play a key role in building community prosperity. When women have the necessary level of resources, including basic needs and a sustainable income, they can participate economically in their communities. Building on women's perspectives and experiences along with community assets can bring about a shift that focuses on how business, workforce and communities can benefit from what women can contribute when their needs for economic well-being are met.

For more information, please visit www.ywcapathways.com or call 519-631-9800

Statistic Sources:

Federation of Canadian Municipalities 2013, Statistics Canada 2011 National Household Survey, Statistics Canada 2011 Census, Statistics Canada 2013 Health Profile, Local statistics from partnering agencies

Pathways to
Prosperity



Status of Women
Canada

Condition féminine
Canada